



COLOUR ITEMS THAT BELONG IN YOUR EMERGENCY KIT

ARE YOU READY FOR AN EMERGENCY?

FIND THE HIDDEN EMERGENCY WORDS IN THE PUZZLE

BACKPACK
BATTERIES
CLOTHING
TORNADO
WHISTLE
CANDLES
STORM
WATER
ALERT
FOOD
CASH
KIT



MEDICATION
EMERGENCY
FLASHLIGHT
DISASTER

See answers on the inside page.



FAMILY COMMUNICATIONS PLAN

If you have a family communications plan, it will be easy to contact your family or friends in a disaster! Fill out this emergency contact form with your family. Make sure they know where to meet and who to call. When you finish, cut out this page and hang it where all in your family can see it.

My name: _____
My address: _____
My telephone number: _____


MY FAMILY
Family work and cell numbers:
Work number: _____
Cell number: _____
Work number: _____
Cell number: _____

WHO TO CALL IN CASE OF EMERGENCY

Emergency Number: 9-1-1 or _____
Name & number of neighbour or relative: _____
Name and number of out-of-town contact: _____



ontario.ca/beprepared



more fun activities inside

ISBN 978-1-4868-3333-7

DID YOU KNOW?

During an emergency you may have no electrical power or be asked to evacuate. An emergency kit contains items you and your family need to survive for at least 72 hours. Work with your family to build a kit. It should be easy to carry, like a back pack or suitcase. Check the kit twice a year to ensure the freshness of food and water, and add new items if needed.

EMERGENCY KIT CHECKLIST (Three-day supply per person)

- Non-perishable food
- Prescription medication
- Manual can opener
- Bottled water (4L per person, per day)
- Flashlight
- Radio with batteries or a crank for power
- Glow stick, candles and matches/lighter
- First-aid kit
- Whistle to signal for help
- Cell phone with chargers and backup battery
- Extra keys and cash
- Clothing, footwear, blankets or sleeping bags
- Moist towelettes and garbage bags for personal sanitation
- Copies of important papers (identification, insurance)

UNSCRAMBLE THE DISASTER...

- woper ilfaure _____
- orefts irfe _____
- cei rmots _____
- rtheauakeq _____
- daornot _____
- loodf _____

MATCH-IT-UP

Draw a line to connect each emergency with the correct action you should take to stay safe.



Tornado



Flood



Power Outage




Forest Fire



Thunderstorm



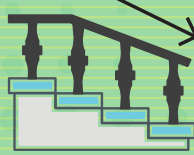
Leave the area



Get to higher ground



Go inside




Go to the lowest level of a building



Use glow-sticks or flashlights

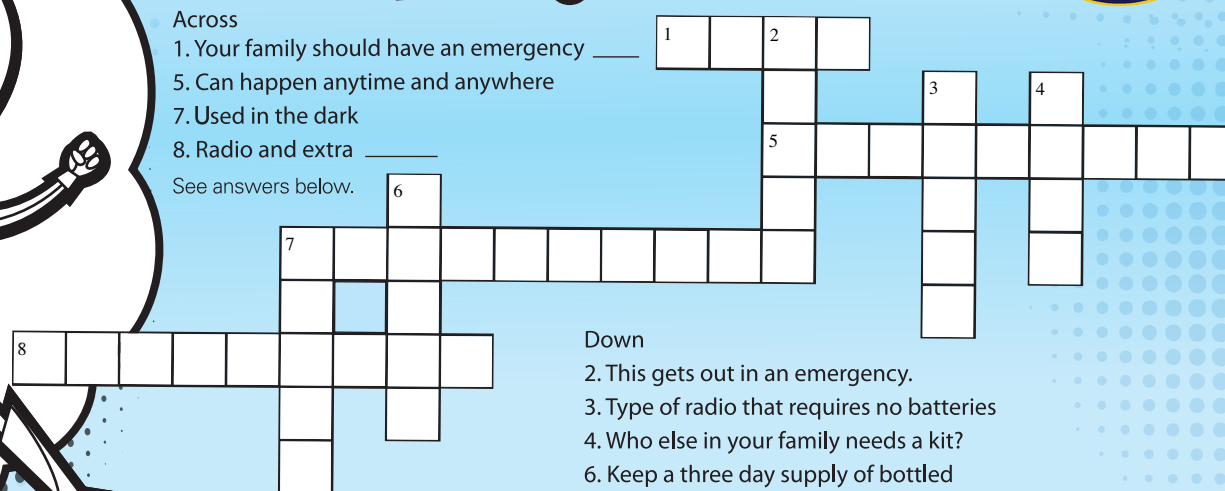
CROSSWORD FUN!



Across

- 1. Your family should have an emergency _____
- 5. Can happen anytime and anywhere
- 7. Used in the dark
- 8. Radio and extra _____

See answers below.



Down

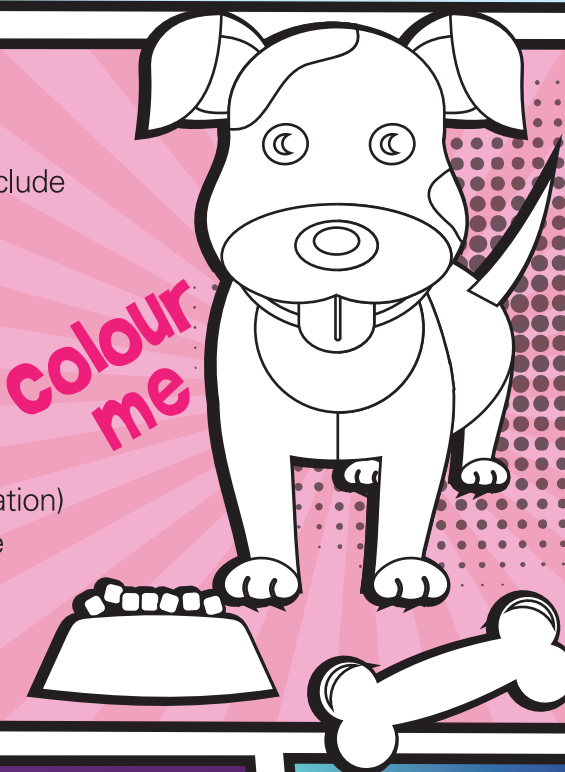
- 2. This gets out in an emergency.
- 3. Type of radio that requires no batteries
- 4. Who else in your family needs a kit?
- 6. Keep a three day supply of bottled _____
- 7. If someone gets hurt you need a _____-aid kit

PET EMERGENCY KITS

Pets are part of our families. Your pet emergency kit should include the following items:

- Food, water, bowls, paper towel and can opener
- Blanket and small toy
- Sturdy leash and harness
- Cat litter/pan (if required) and plastic bags
- Carrier for transporting your pet
- Medicine and medical records (including vaccination information)
- Up-to-date ID tag with your phone number and name/phone number of your veterinarian
- Copy of license (if required)
- Muzzle (if required).

colour me



PREPARING AN EMERGENCY PLAN

- 1. Choose an out-of-town contact who you can connect with.
- 2. Establish a meeting place away from your home.
- 3. Build and customize an emergency kit to meet the unique needs of your family.

For more information on how to be prepared visit: ontario.ca/beprepared

- CROSSWORD ANSWERS
- Across
 - 1. Plan
 - 5. Emergency
 - 7. Flashlight
 - 8. Batteries
 - WORD SCRAMBLE
 - Down
 - 2. Alert
 - 3. Crank
 - 4. Pets
 - 6. Water
 - 7. First
 - power failure